



HIVE

ACOUSTIC
CLOUDS

CEILING



CREDEENCE
We The Trust

World's Most trusted

100% Made In India Brand



BENEFITS

- Excellent Sound absorption (NRC 0.9)
- Highly Aesthetic & decorative
- Humidity & fire resistant
- Durable & easy installation

AREA OF APPLICATION

- Auditoriums, Convention Centers
- Cultural Centers, Industrial Space, Offices
- Cinema Hall, Multipurpose Halls, Malls

TECHNICAL DATA SHEET



BEST ACOUSTIC

PERFORMANCE



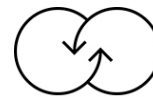
HUMIDITY RESISTANCE



EASY TO CLEAN



MULTIPLE COLOUR RANGE



RECYCLABLE



FIRE RETARDANT

Finish	Painted, Fabric Wrapped
Shapes	Square, Rectangle, Circle, Convex , Concave , Hexagon , Trapezoid, Parallelogram
Thickness	25 mm, 30 mm , 40 mm , 50 mm, 75 mm
Colour	White / Black / *As per RAL
Acoustic	>1.5 Sabin
Size	Various as per Shapes *
Density	100-150 kg/m ³
Light Reflectance	>0.90%
Humidity Resistance	RH 95%
Fire Resistance	Class 1 BS476 (part 6 & 7)

*PLEASE CONTACT TO CREDENCE SALES REPRESENTATIVE FOR SIZE & COLOUR OF REQUIRED SHAPES

COLOUR OPTIONS

WHITE / BLACK/ * AS PER RAL STANDARD



INSTALLATION

HIVE ACOUSTIC CLOUDS


1. BY SPRING ANCHOR KIT -



SPRING ANCHOR KIT WITH AIRCRAFT CABLE

HIVE Clouds to be suspended individually using the spring anchors kit; spring anchor can be screwed into suspended cloud clockwise. Each panel to be suspended using the aircraft cables which are suspended from the soffit using the grippers structure anchors and its other end passing through bottom end cable adjuster.

2. BY L- ANGLE KIT -



L ANGLE KIT WITH AIRCRAFT CABLE

HIVE Clouds to be suspended individually using the L angle kit; L angle can be screwed into suspended cloud. Each cloud to be suspended using the aircraft cables which are suspended from the soffit using the grippers structure anchors and its other end passing through bottom end cable adjuster

3. BY FLOOR HOOK KIT -




HIVE Clouds to be suspended individually using the floor hook kit; floor hook can be screwed into suspended cloud. Each cloud to be suspended using the aircraft cables which are suspended from the soffit using the grippers structure anchors and its other end passing through bottom end cable adjuster

*ABOVE ARE THE MOST POPULAR WAY OF INSTALLING THE HIVE CLOUDS, FOR OTHER METHODS PLEASE CONTACT TO CRENDENCE TECHNICAL TEAM.

APPLICATION



INDUSTRIAL & COMMERCIAL USE



OFFICES & CONVENTION CENTRES

MAINTENANCE

THE MAINTENANCE INSTRUCTION & RECOMMENDATIONS TO REMOVE DUST, PEN MARKS, STAINS ARE AS FOLLOWS –

- ✓ USE SMOOTH BRUSH OR VACUUM CLEANER FOR ANY TYPE OF DUST OR DIRT PARTICLES. ENSURE TO CLEAN IN ONE DIRECTION ONLY.
- ✓ USE FRESH GOOD QUALITY CLEANER FOR REMOVING PEN MARKS OR SMUDGES. ENSURE TO CLEAN IN ONE DIRECTION ONLY.
- ✓ USE VOLATILE SOLVENT BASED CLEANER FOR OIL BASED STAINS. ENSURE TO CLEAN IN ONE DIRECTION ONLY

WARRANTY

- ✓ 5 YEARS WARRANTY FOR CREDENCE HIVE PANEL

* PLEASE REFER TO WARRANTY DOSSIER FOR WARRANTY CLAUSES & TERMS

CONTACT US

Call us: +91-120-5105463
+91-99900 49959

Email: info@credenceindustries.com , sales@credenceindustries.com

